

SECTION B | **Hydraulic Fittings**

Series HW Crimp Fittings

Series KW Crimp Fittings

Series PW Crimp Fittings

Series RW Crimp Fittings

Series R5 Reuseable Fittings

Series SB Crimp Fittings

Series SH Crimp Fittings

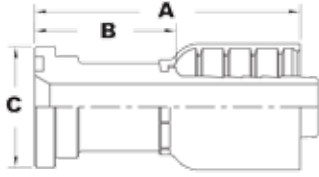
Series SW Crimp Fittings

Series TC/TS Crimp Fittings

Unisource “HW” series fittings are cost effective, permanent, Bite-the-Wire style crimp fittings made for easy and quick assembly using our family of Unisource crimpers. Compatible on all four (4) to six (6) wire spiral hydraulic hoses.

SERIES HW CRIMP FITTINGS

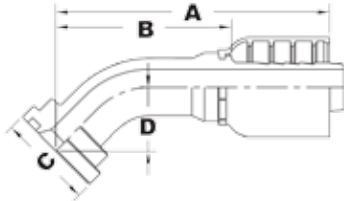
(FOR HOSE SERIES 3012, 3013, 3015, 4012, 4013, 4015, 5012, 5013, 5015)



STYLE CFHS-HW

Cat Flange
Straight

Part No.	Flange Size	Hose ID (Inches)	Dimensions					
			A		B		C	
			in	mm	in	mm	in	mm
12CFHS-12HW	3/4"	3/4	3.82	97	2.05	52	1.62	41.2
16CFHS-16HW	1"	1	4.09	104	2.36	60	1.87	47.6
20CFHS-20HW	1-1/4"	1-1/4	5.91	150	3.54	90	2.12	53.9
24CFHS-24HW	1-1/2"	1-1/2	7.05	179	4.29	109	2.50	63.5
32CFHS-32HW	2"	2	7.56	192	5.35	136	3.12	79.3



STYLE CFH45-HW

Cat Flange
45° Bent Tube

Part No.	Flange Size	Hose ID (Inches)	Dimensions							
			A		B		C		D	
			in	mm	in	mm	in	mm	in	mm
12CFH45-12HW	3/4"	3/4	5.15	131	3.11	79	1.62	41.2	1.25	32
16CFH45-16HW	1"	1	4.96	126	3.23	82	1.88	47.8	1.40	36
20CFH45-20HW	1-1/4"	1-1/4	6.69	170	4.29	109	2.12	53.8	1.50	46
24CFH45-24HW	1-1/2"	1-1/2	7.24	184	4.69	119	2.50	63.5	1.75	50

Hydraulic Hose

A

Hydraulic Fittings

B

Support Products &
Crimping Equipment

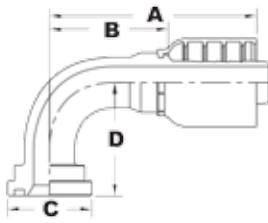
C

Technical Information &
Guidelines

D

SERIES HW CRIMP FITTINGS

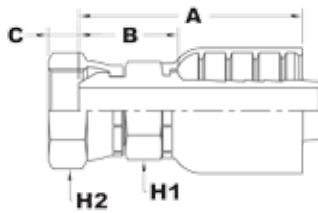
(FOR HOSE SERIES 3012, 3013, 3015, 4012, 4013, 4015, 5012, 5013, 5015)



STYLE CFH90-HW

Cat Flange
90° Bent Tube

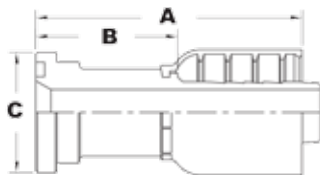
Part No.	Flange Size	Hose ID (Inches)	Dimensions							
			A		B		C		D	
			in	mm	in	mm	in	mm	in	mm
12CFH90-12HW	3/4"	3/4	4.41	112	3.11	79	1.62	41.2	2.28	58
16CFH90-16HW	1"	1	5.24	133	3.23	82	1.88	47.7	2.72	69
20CFH90-20HW	1-1/4"	1-1/4	6.06	154	4.29	109	2.12	53.9	3.54	90
24CFH90-24HW	1-1/2"	1-1/2	6.14	156	4.69	119	2.50	63.5	3.62	92
32CFH90-32HW	2"	2	8.31	211	6.02	153	3.12	79.3	6.02	153



STYLE FBSPP-HW

BSPP Female Swivel
30° Cone

Part No.	Thread Size	Hose ID (Inches)	Dimensions									
			A		B		C		H1		H2	
			in	mm	in	mm	in	mm	in	mm	in	mm
12FBSPP-12HW	3/4-14	3/4	3.23	82	1.34	34	.350	8.9	1.26	32	1.42	36
16FBSPP-16HW	1-11	1	3.90	99	1.50	38	.421	10.7	1.42	36	1.61	41



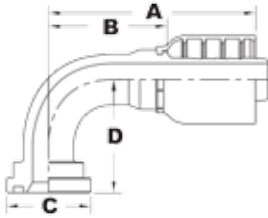
STYLE FHSA-HW

SAE Code 61 Flange
Straight

Part No.	Flange Size	Hose ID (Inches)	Dimensions					
			A		B		C	
			in	mm	in	mm	in	mm
20FHSA-20HW	1-1/4"	1-1/4	4.69	119	3.03	77	2.00	50.8
24FHSA-24HW	1-1/2"	1-1/2	4.49	114	3.11	79	2.37	60.3

SERIES HW CRIMP FITTINGS

(FOR HOSE SERIES 3012, 3013, 3015, 4012, 4013, 4015, 5012, 5013, 5015)

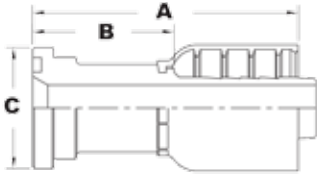


STYLE FH9A-HW

SAE Code 61 Flange

90° Bent Tube

Part No.	Flange Size	Hose ID (Inches)	Dimensions							
			A		B		C		D	
			in	mm	in	mm	in	mm	in	mm
20FH9A-20HW	1-1/4"	1-1/4	6.06	154	3.66	93	2.00	50.8	3.11	79
24FH9A-24HW	1-1/2"	1-1/2	6.14	156	3.58	91	2.37	60.3	3.27	83



STYLE FHSB-HW

SAE Code 62 Flange

Straight

Part No.	Thread Size	Hose ID (Inches)	Dimensions							
			A		B		C			
			in	mm	in	mm	in	mm		
12FHSB-12HW	3/4"	3/4	3.82	97	2.05	52	1.62	41.2		
16FHSB-16HW	1"	1	4.09	104	2.36	60	1.87	47.6		
20FHSB-20HW	1-1/4"	1-1/4	5.91	150	3.54	90	2.12	53.9		
24FHSB-24HW	1-1/2"	1-1/2	7.05	179	4.29	109	2.50	63.5		
32FHSB-32HW	2"	2	7.56	192	5.35	136	3.12	79.3		

Hydraulic Hose

A

Hydraulic Fittings

B

Support Products & Crimping Equipment

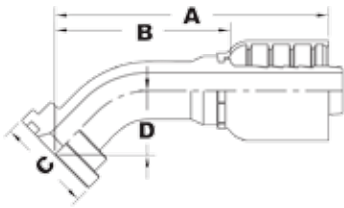
C

Technical Information & Guidelines

D

SERIES HW CRIMP FITTINGS

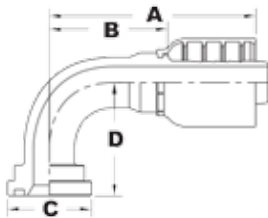
(FOR HOSE SERIES 3012, 3013, 3015, 4012, 4013, 4015, 5012, 5013, 5015)



STYLE FH4B-HW

SAE Code 62 Flange
45° Bent Tube

Part No.	Thread Size	Hose ID (Inches)	Dimensions							
			A		B		C		D	
			in	mm	in	mm	in	mm	in	mm
12FH4B-12HW	3/4"	3/4	5.16	131	3.11	79	1.62	41.2	1.26	32
16FH4B-16HW	1"	1	4.96	126	3.23	82	1.87	47.6	1.42	36
20FH4B-20HW	1-1/4"	1-1/4	6.69	170	4.29	109	2.12	53.9	1.81	46
24FH4B-24HW	1-1/2"	1-1/2	7.24	184	4.69	119	2.50	63.5	1.97	50
32FH4B-32HW	2"	2	9.01	229	6.02	153	3.12	79.3	2.95	75



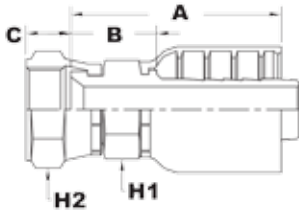
STYLE FH9B-HW

SAE Code 62 Flange
90° Bent Tube

Part No.	Thread Size	Hose ID (Inches)	Dimensions							
			A		B		C		D	
			in	mm	in	mm	in	mm	in	mm
12FH9B-12HW	3/4"	3/4	4.40	112	3.11	79	1.62	41.2	2.28	58
16FH9B-16HW	1"	1	5.24	133	3.23	82	1.87	47.6	2.72	69
20FH9B-20HW	1-1/4"	1-1/4	6.06	154	4.29	109	2.12	53.9	3.54	90
24FH9B-24HW	1-1/2"	1-1/2	6.14	156	4.69	119	2.50	63.5	3.62	92
32FH9B-32HW	2"	2	8.31	211	6.02	153	3.12	79.3	6.02	153

SERIES HW CRIMP FITTINGS

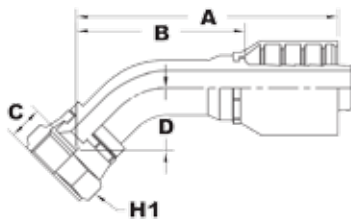
(FOR HOSE SERIES 3012, 3013, 3015, 4012, 4013, 4015, 5012, 5013, 5015)



STYLE FJ-HW

JIC Female Swivel
37° Flare

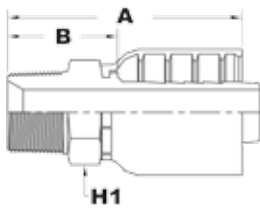
Part No.	Thread Size	Hose ID (Inches)	Dimensions									
			A		B		C		H1		H2	
			in	mm	in	mm	in	mm	in	mm	in	mm
12FJ-12HW	1-1/16-12	3/4	2.68	68	1.14	29	.563	14.3	1.25	32	1.42	36
16FJ-16HW	1-5/16-12	1	3.39	86	1.34	34	.594	15.1	1.42	36	1.61	41
20FJ-20HW	1-5/8-12	1-1/4	4.06	103	1.57	40	.626	15.9	1.81	46	1.97	50
24FJ-24HW	1-7/8-12	1-1/2	4.21	107	1.69	43	.732	18.6	2.17	55	2.17	55
32FJ-32HW	2-1/2-12	2	5.16	131	2.17	55	.937	23.8	2.50	63.5	2.87	73



STYLE FJ45T-HW

JIC Female Swivel
37° Flare
45° Bent Tube

Part No.	Thread Size	Hose ID (Inches)	Dimensions									
			A		B		C		H1		D	
			in	mm	in	mm	in	mm	in	mm	in	mm
16FJ45T-16HW	1-5/16-12	1	5.07	129	3.03	77	.595	15.1	1.22	31	1.50	38.1



STYLE MP-HW

NPTF Male Rigid

Part No.	Thread Size	Hose ID (Inches)	Dimensions					
			A		B		H1	
			in	mm	in	mm	in	mm
12MP-12HW	3/4-14	3/4	3.35	85	1.46	37	1.06	27
16MP-16HW	1-11.5	1	4.13	105	1.69	43	1.42	36
20MP-20HW	1-1/4-11.5	1-1/4	4.61	117	2.05	52	1.81	46
24MP-24HW	1-1/2-11.5	1-1/2	4.49	114	2.05	52	1.97	50
32MP-32HW	2-11.5	2	5.28	134	2.28	58	2.36	60
32AP-32HW(API)	2-11.5	2	7.16	182	4.32	110	2.50	64

Hydraulic Hose

A

Hydraulic Fittings

B

Support Products & Crimping Equipment

C

Technical Information & Guidelines

D