

SECTION B | **Hydraulic Fittings**

Series HW Crimp Fittings

Series KW Crimp Fittings

Series PW Crimp Fittings

Series RW Crimp Fittings

Series R5 Reuseable Fittings

Series SB Crimp Fittings

Series SH Crimp Fittings

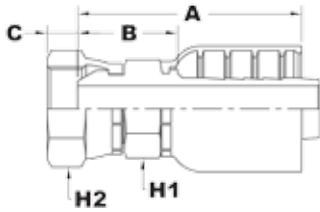
Series SW Crimp Fittings

Series TC/TS Crimp Fittings

Unisource “PW” series fittings are cost effective, permanent, Bite-the-Wire style crimp fittings made for easy and quick assembly using our family of Unisource crimpers. Specifically design for all four (4) spiral hose, excluding hose series 3012, 4012, 5012 (-24 thru -32) and some braided construction.

SERIES PW CRIMP FITTINGS

(FOR HOSE SERIES 3012, 3100/3150 (-20, -24 & -32), 3200, 3250, 4210, 4012, 5012)

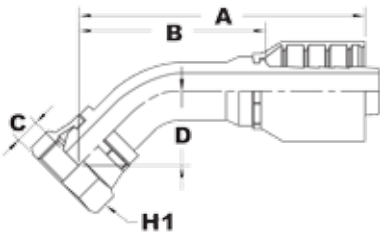


STYLE FBSPP-PW

BSPP Female Swivel

60° Cone

Part No.	Thread Size	Hose ID (Inches)	Dimensions									
			A		B		C		H1		H2	
			in	mm	in	mm	in	mm	in	mm	in	mm
12FBSPP-12PW	3/4-14	3/4	2.83	72	1.26	32	.350	8.9	1.06	27	1.26	32
16FBSPP-16PW	1-11	1	3.27	83	1.42	36	.421	10.7	1.42	36	1.61	41
20FBSPP-20PW	1-1/4-11	1-1/4	3.66	93	1.81	46	.406	10.3	1.81	46	1.97	50



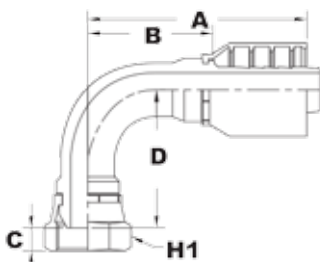
STYLE FBSPP45T-PW

BSPP Female Swivel

60° Cone

45° Bent Tube

Part No.	Thread Size	Hose ID (Inches)	Dimensions									
			A		B		C		H1		H2	
			in	mm	in	mm	in	mm	in	mm	in	mm
12FBSPP-12PW	3/4-14	3/4	2.83	72	1.26	32	.350	8.9	1.06	27	1.26	32
16FBSPP-16PW	1-11	1	3.27	83	1.42	36	.421	10.7	1.42	36	1.61	41
20FBSPP-20PW	1-1/4-11	1-1/4	3.66	93	1.81	46	.406	10.3	1.81	46	1.97	50



STYLE FBSPP90T-PW

BSPP Female Swivel

60° Cone

90° Bent Tube

Part No.	Thread Size	Hose ID (In)	Dimensions									
			A		B		C		H1		H2	
			in	mm	in	mm	in	mm	in	mm	in	mm
12FBSPP90T-12PW	3/4-14	3/4	4.02	102	2.40	61	.350	8.9	2.13	54	1.26	32
16FBSPP90T-16PW	1-11	1	5.04	128	3.19	81	.421	10.7	2.56	65	1.61	41
20FBSPP90T-20PW	1-1/4-11	1-1/4	5.51	140	3.66	93	.406	10.3	3.39	86	1.97	50

Hydraulic Hose

A

Hydraulic Fittings

B

Support Products & Crimping Equipment

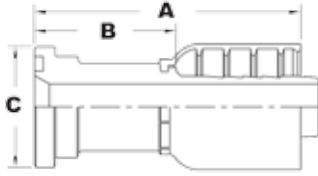
C

Technical Information & Guidelines

D

SERIES PW CRIMP FITTINGS

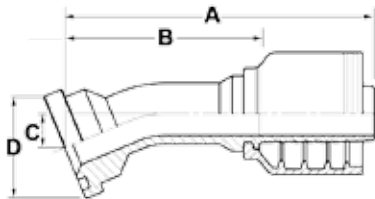
(FOR HOSE SERIES 3012, 3100/3150 (-20, -24 & -32), 3200, 3250, 4210, 4012, 5012)



STYLE FHSA-PW

SAE Code 61 Flange
Straight

Part No.	Flange Size	Hose ID (Inches)	Dimensions					
			A		B		C	
			in	mm	in	mm	in	mm
8FHSA-8PW	1/2"	1/2	3.07	78	1.77	45	1.19	30.1
12FHSA-8PW	3/4"	1/2	3.07	78	1.77	45	1.50	38.1
12FHSA-12PW	3/4"	3/4	3.35	85	1.77	45	1.50	38.1
16FHSA-12PW	1"	3/4	3.19	81	1.61	41	1.75	44.4
16FHSA-16PW	1"	1	4.06	103	2.20	56	1.75	44.4
20FHSA-16PW	1-1/4"	1	3.98	101	2.13	54	2.00	50.8
20FHSA-20PW	1-1/4"	1-1/4	4.33	110	2.48	63	2.00	50.8
24FHSA-20PW	1-1/2"	1-1/4	4.57	116	2.72	69	2.37	60.3
24FHSA-24PW	1-1/2"	1-1/2	5.16	131	2.83	72	2.37	60.3
32FHSA-32PW	2"	2	5.91	150	3.11	79	2.81	71.4



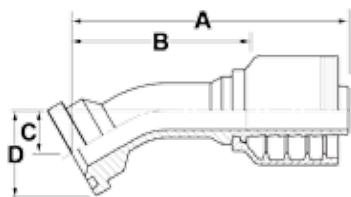
STYLE FH2A-PW

SAE CODE 61 Flange
22-1/2° Bent Tube

Part No.	Flange Size	Hose ID (Inches)	Dimensions							
			A		B		C		D	
			in	mm	in	mm	in	mm	in	mm
12FHSA-12PW	3/4"	3/4	3.35	85	1.77	45	1.50	38.1	1.50	38.1
16FHSA-16PW	1"	1	4.06	103	2.20	56	1.75	44.4	1.75	44.4
20FHSA-20PW	1-1/4"	1-1/4	4.33	110	2.48	63	2.00	50.8	2.00	50.8

SERIES PW CRIMP FITTINGS

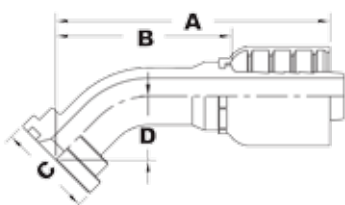
(FOR HOSE SERIES 3012, 3100/3150 (-20, -24 & -32), 3200, 3250, 4210, 4012, 5012)



STYLE FH3A-PW

SAE Code 61 Flange
30° Bent Tube

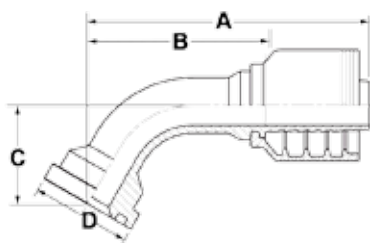
Part No.	Flange Size	Hose ID (Inches)	Dimensions							
			A		B		C		D	
			in	mm	in	mm	in	mm	in	mm
12FH3A-12PW	3/4"	3/4	4.46	113.4	2.89	73.4	.590	15.0	1.50	38.1
16FH3A-16PW	1"	1	4.68	118.9	2.83	71.9	.640	16.3	1.75	44.5
20FH3A-20PW	1-1/4"	1-1/4	5.05	128.0	3.19	81.0	.720	18.3	2.00	50.8



STYLE FH4A-PW

SAE Code 61 Flange
45° Bent Tube

Part No.	Flange Size	Hose ID (Inches)	Dimensions							
			A		B		C		D	
			in	mm	in	mm	in	mm	in	mm
8FH4A-8PW	1/2"	1/2	3.19	81	1.89	48	1.19	30.1	.748	19
12FH4A-8PW	3/4"	1/2	3.31	84	2.01	51	1.50	38.1	.866	22
12FH4A-12PW	3/4"	3/4	4.61	117	2.99	76	1.50	38.1	1.14	29
16FH4A-12PW	1"	3/4	4.61	117	2.99	76	1.75	44.4	1.14	29
16FH4A-16PW	1"	1	4.49	114	3.03	77	1.75	44.4	1.22	31
20FH4A-16PW	1-1/4"	1	4.49	114	3.03	77	2.00	50.8	1.22	31
20FH4A-20PW	1-1/4"	1-1/4	5.83	148	3.98	101	2.00	50.8	1.50	38
24FH4A-20PW	1-1/2"	1-1/4	5.91	150	4.06	103	2.37	60.3	1.57	40
24FH4A-24PW	1-1/2"	1-1/2	6.81	173	4.45	113	2.37	60.3	1.73	44
32FH4A-32PW	2"	2	8.23	209	5.43	138	2.81	71.4	2.36	60



STYLE FH6A-PW

SAE Code 61 Flange
60° Bent Tube

Part No.	Flange Size	Hose ID (Inches)	Dimensions							
			A		B		C		D	
			in	mm	in	mm	in	mm	in	mm
12FH6A-12PW	3/4"	3/4	4.48	113.9	2.91	73.9	1.38	35.1	1.50	38.1
16FH6A-16PW	1"	1	5.07	128.8	3.22	81.8	1.51	38.4	1.75	44.5
20FH6A-20PW	1-1/4"	1-1/4	5.85	148.6	4.00	101.6	1.69	42.9	2.00	50.8

Hydraulic Hose

A

Hydraulic Fittings

B

Support Products & Crimping Equipment

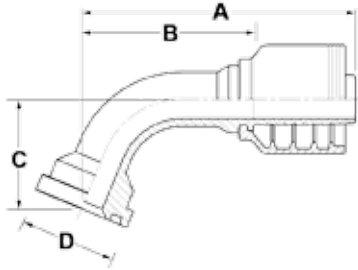
C

Technical Information & Guidelines

D

SERIES PW CRIMP FITTINGS

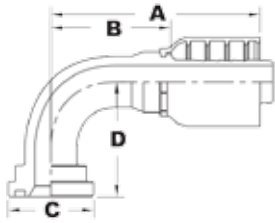
(FOR HOSE SERIES 3012, 3100/3150 (-20, -24 & -32), 3200, 3250, 4210, 4012, 5012)



STYLE FH7A-PW

SAE Code 61 Flange
67-1/2° Bent Tube

Part No.	Flange Size	Hose ID (Inches)	Dimensions							
			A		B		C		D	
			in	mm	in	mm	in	mm	in	mm
12FH7A-12PW	3/4"	3/4	4.53	115.2	2.96	75.2	1.59	40.4	1.50	38.1
16FH7A-16PW	1"	1	5.20	132.1	3.35	85.1	1.76	44.7	1.75	44.5
20FH7A-20PW	1-1/4"	1-1/4	6.00	152.4	4.15	105.4	1.94	49.3	2.00	50.8



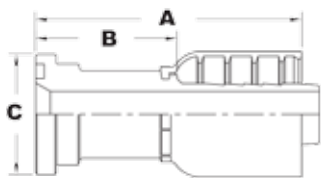
STYLE FH9A-PW

SAE Code 61 Flange
90° Bent Tube

Part No.	Flange Size	Hose ID (Inches)	Dimensions							
			A		B		C		D	
			in	mm	in	mm	in	mm	in	mm
8FH9A-8PW	1/2"	1/2	2.80	71	1.50	38	.811	30.1	1.34	34
12FH9A-8PW	3/4"	1/2	2.80	71	1.50	38	1.50	38.1	1.38	35
12FH9A-12PW	3/4"	3/4	4.02	102	2.40	61	1.50	38.1	2.13	54
16FH9A-12PW	1"	3/4	4.02	102	2.40	61	1.75	44.4	2.13	54
16FH9A-16PW	1"	1	5.04	128	3.19	81	1.75	44.4	2.44	62
20FH9A-16PW	1-1/4"	1	5.04	128	3.19	81	2.00	50.8	2.44	62
20FH9A-20PW	1-1/4"	1-1/4	5.51	140	3.66	93	2.00	50.8	3.11	79
24FH9A-20PW	1-1/2"	1-1/4	5.51	140	3.66	93	2.37	60.3	3.19	81
24FH9A-24PW	1-1/2"	1-1/2	5.94	151	3.58	91	2.37	60.3	3.27	83
32FH9A-24PW	2"	1-1/2	5.94	151	3.58	91	2.81	71.4	3.27	83
32FH9A-32PW	2"	2	8.11	206	5.31	135	2.81	71.4	5.16	131

SERIES PW CRIMP FITTINGS

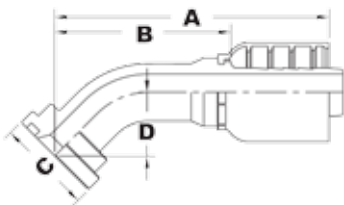
(FOR HOSE SERIES 3012, 3100/3150 (-20, -24 & -32), 3200, 3250, 4210, 4012, 5012)



STYLE FHSB-PW

SAE Code 62 Flange
Straight

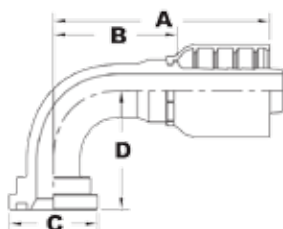
Part No.	Flange Size	Hose ID (Inches)	Dimensions							
			A		B		C		D	
			in	mm	in	mm	in	mm	in	mm
12FHSB-12PW	3/4"	3/4	4.53	115.2	2.96	75.2	1.59	40.4	1.50	38.1
16FHSB-16PW	1"	1	5.20	132.1	3.35	85.1	1.76	44.7	1.75	44.5
20FHSB-20PW	1-1/4"	1-1/4	6.00	152.4	4.15	105.4	1.94	49.3	2.00	50.8



STYLE FH4B-PW

SAE Code 62 Flange
45° Bent Tube

Part No.	Flange Size	Hose ID (Inches)	Dimensions							
			A		B		C		D	
			in	mm	in	mm	in	mm	in	mm
12FH4B-12PW	3/4"	3/4	4.72	120	3.11	79	1.62	41.2	1.26	32
16FH4B-16PW	1"	1	4.69	119	3.23	82	1.87	47.6	1.42	36
20FH4B-20PW	1-1/4"	1-1/4	6.14	156	4.29	109	2.12	53.9	1.81	46
24FH4B-24PW	1-1/2"	1-1/2	7.05	179	4.69	119	2.50	63.5	1.97	50
32FH4B-32PW	2"	2	8.82	224	6.02	153	3.12	79.3	2.95	75



STYLE FH9B-PW

SAE Code 62 Flange
90° Bent Tube

Part No.	Flange Size	Hose ID (Inches)	Dimensions							
			A		B		C		D	
			in	mm	in	mm	in	mm	in	mm
12FH9A-12PW	3/4"	3/4	3.98	101	3.11	79	1.62	41.2	2.28	58
16FH9A-12PW	1"	3/4	4.80	122	3.23	82	1.87	47.6	2.72	69
16FH9A-16PW	1"	1	4.96	126	3.23	82	1.87	47.6	2.72	69
20FH9A-16PW	1-1/4"	1	5.51	140	4.29	109	2.12	53.9	3.54	90
20FH9A-20PW	1-1/4"	1-1/4	5.51	140	4.29	109	2.12	53.9	3.54	90
24FH9A-24PW	1-1/2"	1-1/2	5.94	151	4.69	119	2.50	63.5	3.62	92
32FH9A-32PW	2"	2	8.11	206	6.02	153	3.12	79.3	6.02	153

Hydraulic Hose

A

Hydraulic Fittings

B

Support Products & Crimping Equipment

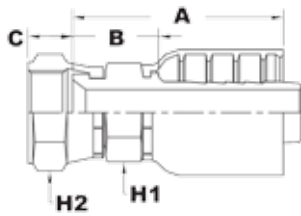
C

Technical Information & Guidelines

D

SERIES PW CRIMP FITTINGS

(FOR HOSE SERIES 3012, 3100/3150 (-20, -24 & -32), 3200, 3250, 4210, 4012, 5012)

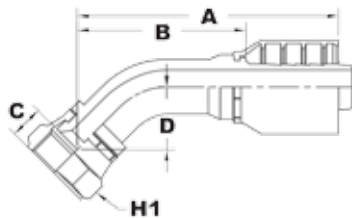


STYLE FJ-PW

JIC Female Swivel
37° Flare

Part No.	Thread Size	Hose ID (Inches)	Dimensions									
			A		B		C		H1		H2	
			in	mm	in	mm	in	mm	in	mm	in	mm
8FJ-8PW*	3/4-16	1/2	2.13	54	.906	23	.421	10.7	.874	22.2	1.00	25.4
10FJ-8PW	7/8-14	1/2	2.20	56	.945	24	.500	12.7	.874	22.2	1.00	25.4
12FJ-8PW	1-1/16-12	1/2	2.32	59	1.06	27	.563	14.3	1.13	28.6	1.25	31.8
12FJ-12PW*	1-1/16-12	3/4	2.64	67	1.06	27	.563	14.3	1.06	26.9	1.25	31.8
14FJ-12PW	1-3/16-12	3/4	2.68	68	1.10	28	.578	14.7	1.25	31.8	1.50	38.1
16FJ-12PW	1-5/16-12	3/4	2.87	73	1.30	33	.594	15.1	1.38	34.9	1.50	38.1
12FJ-16PW	1-1/16-12	1	2.87	73	1.06	27	.563	14.3	1.38	34.9	1.38	34.9
16FJ-16PW*	1-5/16-12	1	3.11	79	1.30	33	.594	15.1	1.50	38.1	1.38	34.9
20FJ-16PW	1-5/8-12	1	3.23	82	1.34	34	.591	15.0	1.62	41.2	2.00	50.8
20FJ-20PW*	1-5/8-12	1-1/4	3.23	82	1.38	35	.626	15.9	1.87	47.6	2.00	50.8
24FJ-24PW*	1-7/8-12	1-1/2	4.02	102	1.69	43	.732	18.6	2.12	53.9	2.12	53.9
32FJ-32PW*	2-1/2-12	2	4.96	126	2.17	55	.937	23.8	2.50	63.5	2.87	73.0

*Available in 316 stainless steel.



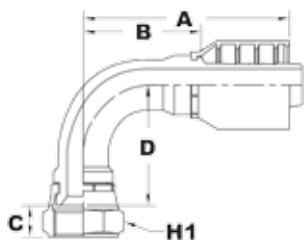
STYLE FJ45T-PW

JIC Female Swivel
37° Flare
45° Bent Tube

Part No.	Thread Size	Hose ID (Inches)	Dimensions									
			A		B		C		D		H1	
			in	mm	in	mm	in	mm	in	mm	in	mm
8FJ45T-8PW	3/4-16	1/2	3.19	81	1.93	49	.421	10.7	.748	19	.874	22.2
12FJ45T-12PW	1-1/16-12	3/4	4.53	115	2.95	75	.563	14.3	1.02	26	1.25	31.7
16FJ45T-12PW	1-5/16-12	3/4	4.61	117	3.03	77	.594	15.1	1.22	31	1.50	38.1
16FJ45T-16PW	1-5/16-12	1	4.80	122	3.03	77	.594	15.1	1.22	31	1.50	38.1
20FJ45T-20PW	1-5/8-12	1-1/4	5.91	150	4.06	103	.626	15.9	1.57	40	2.00	50.8
24FJ45T-24PW	1-7/8-12	1-1/2	6.89	175	4.53	115	.732	18.6	1.81	46	2.12	53.9
32FJ45T-32PW	2-1/2-12	2	8.31	211	5.51	140	.937	23.8	2.44	62	2.87	73.0

SERIES PW CRIMP FITTINGS

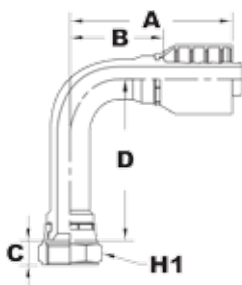
(FOR HOSE SERIES 3012, 3100/3150 (-20, -24 & -32), 3200, 3250, 4210, 4012, 5012)



STYLE FJ90T-PW

JIC Female Swivel
37° Flare
90° Bent Tube

Part No.	Thread Size	Hose ID (Inches)	Dimensions									
			A		B		C		D		H1	
			in	mm	in	mm	in	mm	in	mm	in	mm
8FJ90T-8PW	3/4-16	1/2	2.80	71	1.50	38	.421	10.7	1.22	31	.874	22.2
12FJ90T-12PW	1-1/16-12	3/4	4.02	102	2.40	61	.563	14.3	1.97	50	1.25	31.7
16FJ90T-12PW	1-5/16-12	3/4	4.80	122	3.19	81	.594	15.1	2.44	62	1.50	38.1
16FJ90T-16PW	1-5/16-12	1	5.04	128	3.19	81	.594	15.1	2.44	62	1.50	38.1
20FJ90T-20PW	1-5/8-12	1-1/4	5.51	140	3.66	93	.626	15.9	3.23	82	1.98	50.4
24FJ90T-24PW	1-7/8-12	1-1/2	5.94	151	3.58	91	.732	18.6	3.39	86	2.12	53.9
32FJ90T-32PW	2-1/2-12	2	8.11	206	5.31	135	.937	23.8	5.28	134	2.87	73.0



STYLE FJ90TL-PW

JIC Female Swivel
37° Flare
90° Bent Tube-Long Drop

Part No.	Thread Size	Hose ID (Inches)	Dimensions									
			A		B		C		D		H1	
			in	mm	in	mm	in	mm	in	mm	in	mm
12FJ90TL-12PW	1-1/16-12	3/4	4.02	102	2.40	61	.563	14.3	3.74	95	1.25	31.7
16FJ90TL-16PW	1-5/16-12	1	5.04	128	3.19	81	.594	15.1	4.33	110	1.50	38.1

Hydraulic Hose

A

Hydraulic Fittings

B

Support Products & Crimping Equipment

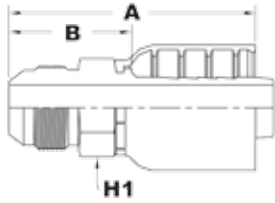
C

Technical Information & Guidelines

D

SERIES PW CRIMP FITTINGS

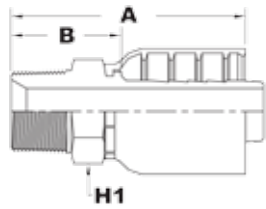
(FOR HOSE SERIES 3012, 3100/3150 (-20, -24 & -32), 3200, 3250, 4210, 4012, 5012)



STYLE MJ-PW

JIC Male Rigid
37° Flare

Part No.	Thread Size	Hose ID (Inches)	Dimensions					
			A		B		H1	
			in	mm	in	mm	in	mm
8MJ-8PW	3/4-16	1/2	2.40	61	1.18	30	.874	22.2
12MJ-12PW	1-1/16-12	3/4	3.11	79	1.54	39	1.11	28.5
16MJ-16PW	1-5/16-12	1	3.43	87	1.57	40	1.37	34.9
20MJ-20PW	1-5/8-12	1-1/4	3.86	98	1.73	44	1.87	47.6



STYLE MP-PW

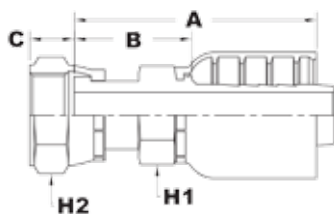
NPTF Male Rigid

Part No.	Thread Size	Hose ID (Inches)	Dimensions					
			A		B		H1	
			in	mm	in	mm	in	mm
8MP-8PW*	1/2-14	1/2	2.52	64	1.30	33	.874	22.2
12MP-12PW*	3/4-14	3/4	2.91	74	1.38	35	1.06	26.9
16MP-16PW*	1-11.5	1	3.43	87	1.61	41	1.37	34.9
20MP-20PW*	1-1/4-11.5	1-1/4	3.78	96	1.93	49	1.69	42.8
24MP-24PW*	1-1/2-11.5	1-1/2	4.29	109	1.97	50	2.00	50.8
32MP-32PW*	2-11.5	2	5.08	129	2.28	58	2.50	63.5

*Available in 316 stainless steel.

SERIES PW CRIMP FITTINGS

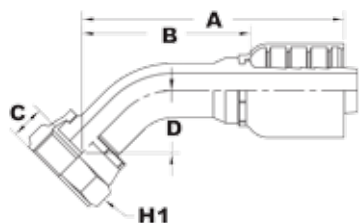
(FOR HOSE SERIES 3012, 3100/3150 (-20, -24 & -32), 3200, 3250, 4210, 4012, 5012)



STYLE OFS-PW

O-Ring Face Seal
Female Swivel

Part No.	Thread Size	Hose ID (Inches)	Dimensions									
			A		B		C		H1		H2	
			in	mm	in	mm	in	mm	in	mm	in	mm
8OFS-8PW	13/16-16	1/2	2.52	64	1.26	32	.433	11	.811	20.6	.937	23.8
10OFS-8PW	1-14	1/2	2.80	71	1.54	39	.551	14	.811	20.6	1.12	28.5
12OFS-12PW	1-3/16-12	3/4	3.19	81	1.61	41	.591	15	1.12	28.5	1.37	34.9
16OFS-12PW	1-7/16-12	3/4	3.27	83	1.69	43	.630	16	1.33	33.3	1.62	41.2
16OFS-16PW	1-7/16-12	1	3.62	92	1.77	45	.630	16	1.33	33.3	1.62	41.2
20OFS-20PW	1-11/16-12	1-1/4	3.39	86	1.54	39	.630	16	1.37	34.9	1.87	47.6
24OFS-24PW	2-12	1-1/2	3.94	100	1.61	41	.630	16	1.87	47.6	2.25	57.1



STYLE OF45T-PW

O-Ring Face Seal
Female Swivel
45° Bent Tube

Part No.	Thread Size	Hose ID (Inches)	Dimensions									
			A		B		C		D		H1	
			in	mm	in	mm	in	mm	in	mm	in	mm
8OF45T-8PW	13/16-16	1/2	3.66	93	1.96	50	.433	11	.787	20	.937	23.8
12OF45T-12PW	1-3/16-12	3/4	4.57	116	2.95	75	.591	15	1.10	28	1.37	34.9
16OF45T-16PW	1-7/16-12	1	4.84	123	2.99	76	.630	16	1.18	30	1.62	41.2
20OF45T-20PW	1-11/16-12	1-1/4	5.91	150	4.06	103	.630	16	1.57	40	1.87	47.6

Hydraulic Hose

A

Hydraulic Fittings

B

Support Products & Crimping Equipment

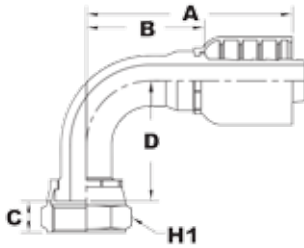
C

Technical Information & Guidelines

D

SERIES PW CRIMP FITTINGS

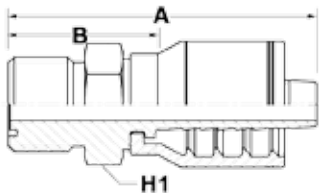
(FOR HOSE SERIES 3012, 3100/3150 (-20, -24 & -32), 3200, 3250, 4210, 4012, 5012)



STYLE OF90T-PW

O-Ring Face Seal
Female Swivel
90° Bent Tube

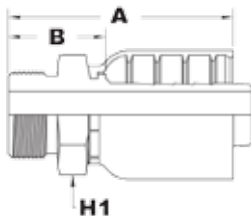
Part No.	Thread Size	Hose ID (Inches)	Dimensions									
			A		B		C		D		H1	
			in	mm	in	mm	in	mm	in	mm	in	mm
8OF90T-8PW	13/16-16	1/2	2.80	71	1.50	38	.433	11	1.18	30	.937	23.8
10OF90T-8PW	1-14	1/2	2.80	71	1.50	38	.551	14	1.22	31	1.12	28.5
12OF90T-12PW	1-3/16-12	3/4	4.02	102	2.40	61	.591	15	1.93	49	1.37	34.9
16OF90T-16PW	1-7/16-12	1	5.04	128	3.19	81	.630	16	2.24	57	1.62	41.2
20OF90T-20PW	1-11/16-12	1-1/4	5.51	140	3.66	93	.630	16	3.03	77	1.87	47.6
24OF90T-24PW	2-12	1-1/2	5.94	151	3.58	91	.630	16	3.15	80	2.25	57.1



STYLE OM-PW

O-Ring Face Seal
Male Rigid

Part No.	Thread Size	Hose ID (Inches)	Dimensions					
			A		B		H1	
			in	mm	in	mm	in	mm
8OM-8PW	13/16-16	1/2	2.26	57.3	1.04	26.3	0.87	22.2
12OM-12PW	1-3/16-12	3/4	2.80	71.0	1.26	32.0	1.26	32.0
16OM-16PW	1-7/16-12	1	3.27	83.0	1.46	37.0	1.50	38.0



STYLE OR-PW

ORB Male Rigid

Part No.	Thread Size	Hose ID (Inches)	Dimensions					
			A		B		H1	
			in	mm	in	mm	in	mm
12OR-12PW	1-1/16-12	3/4	2.80	71	1.06	27	1.06	26.9
16OR-16PW	1-5/16-12	1	3.15	80	1.30	33	1.50	38.1