

SECTION B | **Hydraulic Fittings**

Series HW Crimp Fittings

Series KW Crimp Fittings

Series PW Crimp Fittings

Series RW Crimp Fittings

Series R5 Reusable Fittings

Series SB Crimp Fittings

Series SH Crimp Fittings

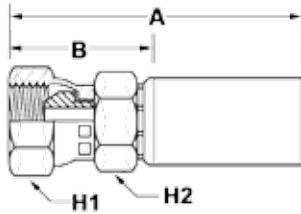
Series SW Crimp Fittings

Series TC/TS Crimp Fittings

Unisource “SB” series fittings are cost effective, permanent, compression style crimp fittings made for easy and quick assembly using our family of Unisource crimpers. Compatible on all wire braided hydraulic hose excluding hose series 4210.

SERIES SB CRIMP FITTINGS

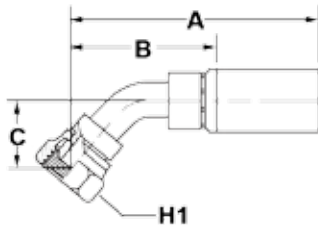
(FOR HOSE SERIES 3100, 3117, 3150, 3200, 3216, 3250, 4117, 4216, 4700, 4704NC, 4730LT, 4800, 4800NC, 4850, 4850NC, 5117, 5216)



STYLE FBSPP-SB

BSPP Female Swivel
60° Cone

Part No.	Thread Size	Hose ID (Inches)	Dimensions							
			A		B		H1		H2	
			in	mm	in	mm	in	mm	in	mm
4FBSPP-4SB	1/4-19	1/4	2.58	65.5	1.10	27.9	.752	19.1	.563	14.3
6FBSPP-6SB	3/8-19	3/8	2.76	70.1	1.30	33.0	.875	22.2	.752	19.1
8FBSPP-6SB	1/2-14	3/8	2.88	73.2	1.42	36.1	1.00	25.4	.752	19.1
8FBSPP-8SB	1/2-14	1/2	3.14	79.8	1.49	37.9	1.00	25.4	.874	22.2
10FBSPP-10SB	5/8-14	5/8	3.48	88.4	1.72	43.7	1.19	30.2	.937	23.8
12FBSPP-12SB	3/4-14	3/4	3.53	89.7	1.70	43.2	1.25	31.8	1.13	28.6
16FBSPP-16SB	1-11	1	3.99	101.4	1.78	45.2	1.87	47.6	1.69	42.9



STYLE FBSPP45T-SB

BSPP Female Swivel
60° Cone
45° Bent Tube

Part No.	Thread Size	Hose ID (Inches)	Dimensions							
			A		B		C		H1	
			in	mm	in	mm	in	mm	in	mm
4FBSPP45T-4SB	1/4-19	1/4	2.61	66.2	1.13	28.6	.910	23.1	.752	19.1
6FBSPP45T-6SB	3/8-19	3/8	2.72	69.2	1.26	32.0	.902	22.9	.875	22.2
8FBSPP45T-8SB	1/2-14	1/2	3.19	81.1	1.54	39.1	.870	22.1	1.00	25.4
12FBSPP45T-12SB	3/4-14	3/4	4.20	106.7	2.36	60.0	1.31	33.2	1.25	31.8

Hydraulic Hose

A

Hydraulic Fittings

B

Support Products & Crimping Equipment

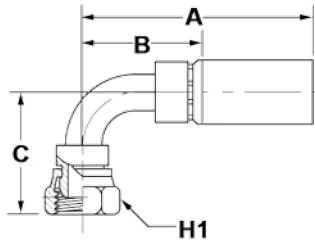
C

Technical Information & Guidelines

D

SERIES SB CRIMP FITTINGS

(FOR HOSE SERIES 3100, 3117, 3150, 3200, 3216, 3250, 4117, 4216, 4700,
4704NC, 4730LT, 4800, 4800NC, 4850, 4850NC, 5117, 5216)



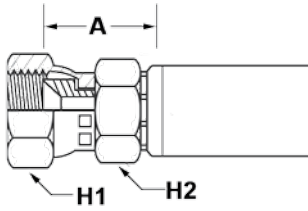
STYLE FBSP90T-SB

BSPP Female Swivel
60° Cone
90° Bent Tube

Part No.	Thread Size	Hose ID (Inches)	Dimensions							
			A		B		C		H1	
			in	mm	in	mm	in	mm	in	mm
4FBSP90T-4SB	1/4-19	1/4	2.70	68.6	1.22	31.0	1.50	38.1	.752	19.1
6FBSP90T-6SB	3/8-19	3/8	2.66	67.6	1.20	30.5	1.60	40.6	.874	22.2
8FBSP90T-8SB	1/2-14	1/2	2.93	74.4	1.28	32.5	1.89	48.0	1.00	25.4
10FBSP90T-10SB	5/8-14	5/8	3.46	87.9	1.70	43.2	1.83	46.5	1.19	30.2
12FBSP90T-12SB	3/4-14	3/4	4.04	102.6	2.21	56.2	2.49	63.3	1.25	31.8
16FBSP90T-16SB	1-11	1	5.39	136.9	3.18	80.8	2.98	75.7	1.50	38.1

SERIES SB CRIMP FITTINGS

(FOR HOSE SERIES 3100, 3117, 3150, 3200, 3216, 3250, 4117, 4216, 4700, 4704NC, 4730LT, 4800, 4800NC, 4850, 4850NC, 5117, 5216)



STYLE FJ-SB

JIC Female Swivel 37° Flare

Part No.	Thread Size	Hose ID (Inches)	Dimensions									
			A		B		C		H1		H2	
			in	mm	in	mm	in	mm	in	mm	in	mm
4FJ-4SB*	7/16-20	1/4	2.25	57.2	.770	19.4	.330	8.3	.626	15.9	.563	14.3
5FJ-4SB	1/2-20	1/4	2.28	57.9	.800	20.3	.330	8.3	.563	14.3	.626	15.9
6FJ-4SB	9/16-18	1/4	2.28	60.5	.900	22.8	.380	9.5	.690	17.5	.748	19.0
4FJ-6SB	7/16-20	3/8	2.26	57.4	.770	19.4	.330	8.3	.563	14.2	.626	15.9
6FJ-6SB*	9/16-18	3/8	2.36	60.0	.900	22.8	.380	9.5	.748	19.0	.690	17.5
8FJ-6SB	3/4-16	3/8	2.49	63.3	1.00	25.4	.460	11.7	.874	22.2	.748	19.0
10FJ-6SB	7/8-14	3/8	2.49	63.3	1.00	25.4	.530	13.3	1.00	22.2	.874	22.3
6FJ-8SB	9/16-18	1/2	2.62	66.5	.963	24.5	.380	9.5	.874	22.2	.690	17.5
8FJ-8SB*	3/4-16	1/2	2.65	67.3	1.00	25.3	.460	11.7	.874	22.2	.874	22.2
10FJ-8SB	7/8-14	1/2	2.65	67.3	1.00	25.4	.500	12.7	.874	22.2	.874	22.2
12FJ-8SB	1-1/16-12	1/2	2.75	69.9	1.10	28.0	.630	1.2	1.25	32.0	1.13	28.6
8FJ-10SB	3/4-16	5/8	2.77	70.3	1.00	25.4	.460	11.7	.874	22.0	.937	23.8
10FJ-10SB	7/8-14	5/8	2.86	72.7	1.08	27.4	.530	13.3	1.00	25.4	.937	23.8
12FJ-10SB	1-1/16-12	5/8	2.88	73.2	1.10	28.0	.560	14.2	1.13	28.6	1.25	32.0
10FJ-12SB	7/8-14	3/4	2.92	74.2	1.08	27.4	.530	13.3	1.00	25.4	1.13	28.6
12FJ-12SB*	1-1/16-12	3/4	2.94	74.7	1.10	28.0	.550	14.2	1.25	32.0	1.13	28.6
14FJ-12SB	1-3/16-12	3/4	3.02	76.7	1.18	30.0	.590	15.0	1.50	38.1	1.25	28.6
16FJ-12SB	1-5/16-12	3/4	3.19	81.0	1.35	34.3	.640	16.1	1.50	38.1	1.38	34.9
12FJ-16SB	1-1/16-12	1	3.41	86.6	1.18	28.0	.560	14.2	1.25	32.0	1.38	34.9
16FJ-16SB*	1-5/16-12	1	3.59	91.2	1.35	34.3	.640	16.1	1.50	38.1	1.38	34.9

*Available in 316 stainless steel.

Hydraulic Hose

A

Hydraulic Fittings

B

Support Products & Crimping Equipment

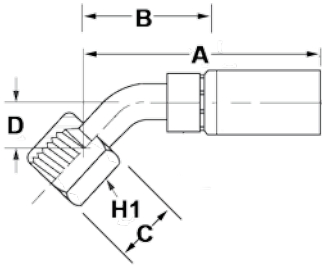
C

Technical Information & Guidelines

D

SERIES SB CRIMP FITTINGS

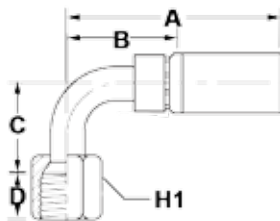
(FOR HOSE SERIES 3100, 3117, 3150, 3200, 3216, 3250, 4117, 4216, 4700,
4704NC, 4730LT, 4800, 4800NC, 4850, 4850NC, 5117, 5216)



STYLE FJ45T-SB

JIC Female Swivel
37° Flare
45° Bent Tube

Part No.	Thread Size	Hose ID (Inches)	Dimensions									
			A		B		C		D		H1	
			in	mm	in	mm	in	mm	in	mm	in	mm
4FJ45T-4SB	7/16—20	1/4	2.60	66.2	1.13	28.6	.400	10.2	.380	8.4	.560	14.2
6FJ45T-4SB	9/16—18	1/4	2.67	67.8	1.19	30.2	.370	9.5	.440	11.1	.685	17.4
6FJ45T-6SB	9/16—18	3/8	2.72	69.2	1.26	32.0	.350	9.0	.450	11.3	.685	17.4
8FJ45T-6SB	3/4—16	3/8	2.89	73.5	1.43	36.3	.460	11.7	.580	14.6	.874	22.2
8FJ45T-8SB	3/4—16	1/2	3.19	81.1	1.54	39.1	.460	11.7	.580	14.8	.874	22.2
10FJ45T-8SB	7/8—14	1/2	3.25	82.6	1.60	40.6	.500	12.7	.640	16.3	1.06	27.0
10FJ45T-10SB	7/8—14	5/8	3.36	85.3	1.60	40.6	.500	12.7	.640	16.3	1.06	27.0
12FJ45T-10SB	1-1/16—12	5/8	4.12	104.7	2.36	60.0	.560	14.2	.820	20.7	1.26	32.0
12FJ45T-12SB	1-1/16—12	3/4	4.20	106.7	2.36	60.0	.560	14.2	.820	20.7	1.26	32.0
16FJ45T-16SB	1-5/16—12	1	5.27	133.9	3.06	77.7	.560	14.2	1.15	29.2	1.50	38.0



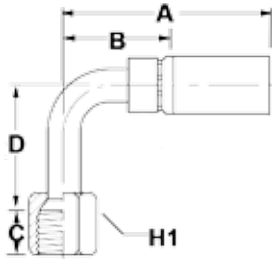
STYLE FJ90T-SB

JIC Female Swivel
37° Flare
90° Bent Tube

Part No.	Thread Size	Hose ID (Inches)	Dimensions									
			A		B		C		D		H1	
			in	mm	in	mm	in	mm	in	mm	in	mm
4FJ90T-4SB	7/16—20	1/4	2.44	62.0	.960	24.4	.340	8.7	.740	18.7	.560	14.2
6FJ90T-4SB	9/16—18	1/4	2.44	62.0	.960	24.4	.370	9.5	.830	21.0	.685	17.4
6FJ90T-6SB	9/16—18	3/8	2.43	61.6	.960	24.4	.370	9.5	.830	21.0	.685	17.4
8FJ90T-6SB	3/4—16	3/8	2.76	70.2	1.30	33.0	.460	11.7	1.09	27.6	.874	22.2
8FJ90T-8SB	3/4—16	1/2	2.95	75.0	1.30	33.0	.460	12.7	1.09	27.6	.874	22.2
10FJ90T-8SB	7/8—14	1/2	3.06	77.8	1.41	35.8	.500	12.7	1.23	31.3	1.06	27.0
10FJ90T-10SB	7/8—14	5/8	3.26	82.8	1.50	38.1	.500	12.7	1.23	31.3	1.06	27.0
12FJ90T-10SB	1-1/16—12	5/8	4.00	101.9	2.25	57.2	.560	14.2	1.65	41.9	1.25	32.0
12FJ90T-12SB	1-1/16—12	3/4	4.09	103.9	2.25	57.2	.560	14.2	1.65	41.9	1.25	32.0

SERIES SB CRIMP FITTINGS

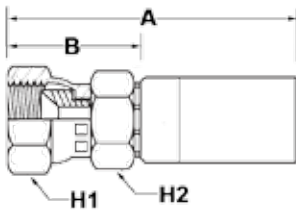
(FOR HOSE SERIES 3100, 3117, 3150, 3200, 3216, 3250, 4117, 4216, 4700, 4704NC, 4730LT, 4800, 4800NC, 4850, 4850NC, 5117, 5216)



STYLE FJ90TL-SB

JIC Female Swivel
37° Flare
90° Bent Tube—Long Drop

Part No.	Thread Size	Hose ID (Inches)	Dimensions									
			A		B		C		D		H1	
			in	mm	in	mm	in	mm	in	mm	in	mm
4FJ90TL-4SB	7/16—20	1/4	2.98	75.7	1.72	43.7	.340	8.7	1.80	45.7	.560	14.3
6FJ90TL-4SB	9/16—18	1/4	3.12	79.3	1.87	47.5	.370	9.5	2.18	55.4	.690	17.5
6FJ90TL-6SB	9/16—18	3/8	3.38	85.9	1.87	47.5	.370	9.5	2.18	55.4	.690	17.5
8FJ90TL-6SB	3/4—16	3/8	3.68	93.5	2.18	55.4	.460	11.7	2.50	63.5	.874	22.2
8FJ90TL-8SB	3/4—16	1/2	3.75	95.3	2.25	57.2	.460	11.7	2.50	63.5	.874	22.2
10FJ90TL-8SB	7/8—14	1/2	3.50	88.9	2.00	50.8	.500	12.7	2.75	70.0	1.00	25.4
10FJ90TL-10SB	7/8—14	5/8	3.73	94.7	2.23	56.6	.500	12.7	2.75	70.0	1.00	25.4
12FJ90TL-12SB	1-1/16—12	3/4	3.88	98.6	2.30	58.4	.560	14.2	3.73	94.7	1.25	31.8
16FJ90TL-16SB	1-5/16—12	1	4.67	118.6	2.94	74.7	0.57	14.4	4.50	114.3	1.50	38.1



STYLE FJIS-SB

JIS Female Swivel
30° Flare

Part No.	Thread Size	Hose ID (Inches)	Dimensions							
			A		B		H1		H2	
			in	mm	in	mm	in	mm	in	mm
4FJIS-4SB	1/4—19	1/4	2.73	69.3	1.25	31.8	.750	19.1	.560	14.2
6FJIS-6SB	3/8—19	3/8	2.71	68.8	1.23	31.2	.874	22.2	.690	17.5
8FJIS-8SB	1/2—14	1/2	2.74	69.6	1.27	32.3	1.06	26.9	.874	22.2
12FJIS-12SB	3/4—14	3/4	3.53	89.7	1.70	43.2	1.25	31.8	1.13	28.7
16FJIS-16SB	1—11	1	3.67	93.2	1.84	46.7	1.50	38.1	1.38	35.1

Hydraulic Hose

A

Hydraulic Fittings

B

Support Products & Crimping Equipment

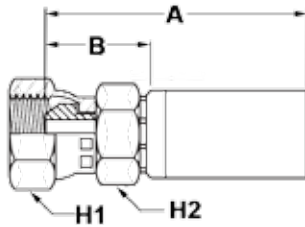
C

Technical Information & Guidelines

D

SERIES SB CRIMP FITTINGS

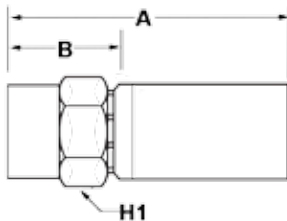
(FOR HOSE SERIES 3100, 3117, 3150, 3200, 3216, 3250, 4117, 4216, 4700,
4704NC, 4730LT, 4800, 4800NC, 4850, 4850NC, 5117, 5216)



STYLE FNPSM-SB

NPSM Female Swivel
30° Cone

Part No.	Thread Size	Hose ID (Inches)	Dimensions							
			A		B		H1		H2	
			in	mm	in	mm	in	mm	in	mm
4FNPSM-4SB	1/4-18	1/4	2.50	63.6	1.03	26.0	.748	19.0	.560	14.3
6FNPSM-6SB	3/8-18	3/8	2.51	63.7	1.04	26.5	.870	22.0	.690	17.5
8FNPSM-8SB	1/2-18	1/2	2.74	69.5	1.08	27.5	1.06	27.0	.874	22.2
12NPSM-12SB	3/4-18	3/4	3.17	80.6	1.33	33.9	1.25	32.0	1.13	28.6



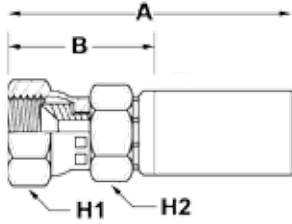
STYLE FP-SB

NPTF Female Rigid

Part No.	Thread Size	Hose ID (Inches)	Dimensions					
			A		B		H1	
			in	mm	in	mm	in	mm
2FP-4SB	1/8-27	1/4	2.48	63.0	1.00	25.4	.626	15.9
4FP-4SB	1/4-18	1/4	2.48	63.0	1.00	25.4	.748	19.0
4FP-6SB	1/4-18	1/4	2.46	62.5	1.00	25.4	.748	19.0
6FP-6SB	3/8-18	3/8	2.62	66.5	1.15	29.3	.874	22.0
8FP-6SB	1/2-12	3/8	2.75	69.9	1.28	32.5	1.06	27.0
8FP-8SB	1/2-12	1/2	2.93	74.5	1.28	32.5	1.06	27.0
12FP-12SB	3/4-14	3/4	3.56	90.4	1.43	36.3	1.13	28.6

SERIES SB CRIMP FITTINGS

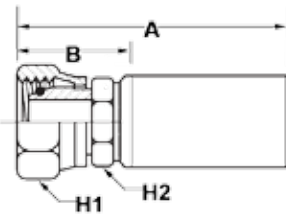
(FOR HOSE SERIES 3100, 3117, 3150, 3200, 3216, 3250, 4117, 4216, 4700, 4704NC, 4730LT, 4800, 4800NC, 4850, 4850NC, 5117, 5216)



STYLE FSAE-SB

SAE 45° Flare Female Swivel

Part No.	Thread Size	Hose ID (Inches)	Dimensions							
			A		B		H1		H2	
			in	mm	in	mm	in	mm	in	mm
6FSAE-6SB	5/8-18	3/8	2.86	72.6	1.36	34.5	.750	19.1	.690	17.5
12FSAE-12SB	1-1/16-14	3/4	3.25	82.6	1.66	42.2	1.25	31.8	1.13	28.6



STYLE FSMH-SB

Metric Female Swivel
Heavy Series 45° Cone

Part No.	Thread Size	Hose ID (Inches)	Tube OD (mm)	Dimensions							
				A		B		H1		H2	
				in	mm	in	mm	in	mm	in	mm
16FSMH-4SB	M16x1.5	1/4	8	2.73	69.3	1.25	31.8	.750	19.1	.560	14.3
18FSMH-4SB	M18x1.5	1/4	10	2.71	68.8	1.23	31.2	.874	22.2	.626	15.9
20FSMH-6SB	M20x1.5	3/8	12	2.88	73.2	1.42	36.1	1.00	25.4	.750	19.1
22FSMH-6SB	M22x1.5	3/8	14	2.74	69.6	1.27	32.3	1.06	26.9	.810	20.7
24FSMH-8SB	M24x1.5	1/2	16	2.99	76.0	1.34	34.0	1.13	28.6	.874	22.2
30FSMH-12SB	M30x2.0	3/4	20	3.67	93.2	1.84	46.7	1.50	38.1	1.13	28.6
36FSMH-12SB	M36x2.0	3/4	25	3.67	93.2	1.84	46.7	1.63	41.3	1.25	31.8
42FSMH-16SB	M42x2.0	1	30	4.15	105.4	1.94	49.3	2.00	50.8	1.69	42.9

Hydraulic Hose

A

Hydraulic Fittings

B

Support Products & Crimping Equipment

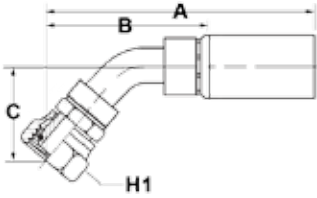
C

Technical Information & Guidelines

D

SERIES SB CRIMP FITTINGS

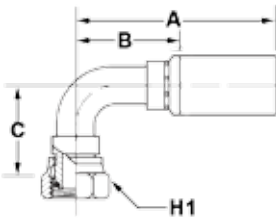
(FOR HOSE SERIES 3100, 3117, 3150, 3200, 3216, 3250, 4117, 4216, 4700,
4704NC, 4730LT, 4800, 4800NC, 4850, 4850NC, 5117, 5216)



STYLE FSMH45T-SB

Metric Female Swivel
Heavy Series 24° Cone
45° Bent Tube

Part No.	Thread Size	Hose ID (Inches)	Tube OD (mm)	Dimensions							
				A		B		C		H1	
				in	mm	in	mm	in	mm	in	mm
18FSMH45T-4SB	M18x1.5	1/4	10	3.43	87.1	1.97	50.0	.960	24.4	.874	22.2
20FSMH45T-6SB	M20x1.5	3/8	12	4.11	104.4	2.65	67.3	1.13	28.7	1.00	25.4
24FSMH45T-8SB	M24x1.5	1/2	16	4.73	120.1	3.08	78.2	1.25	31.8	1.06	26.9



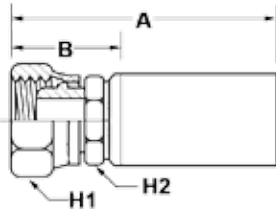
STYLE FSMH90T-SB

Metric Female Swivel
Heavy Series 24° Cone
90° Bent Tube

Part No.	Thread Size	Hose ID (Inches)	Tube OD (mm)	Dimensions							
				A		B		C		H1	
				in	mm	in	mm	in	mm	in	mm
18FSMH90T-4SB	M18x1.5	1/4	10	2.67	67.8	1.19	30.2	1.50	38.1	.874	22.2
20FSMH90T-6SB	M20x1.5	3/8	12	3.24	84.8	1.88	47.8	1.95	49.5	1.00	25.4
22FSMH90T-6SB	M22x1.5	3/8	14	3.34	84.8	1.88	47.8	2.07	52.6	1.06	26.9
24FSMH90T-8SB	M24x1.5	1/2	16	3.90	99.1	2.25	57.2	2.05	52.1	1.13	28.6

SERIES SB CRIMP FITTINGS

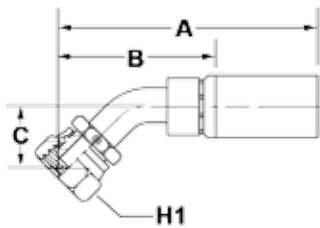
(FOR HOSE SERIES 3100, 3117, 3150, 3200, 3216, 3250, 4117, 4216, 4700, 4704NC, 4730LT, 4800, 4800NC, 4850, 4850NC, 5117, 5216)



STYLE FSML-SB

Metric Female Swivel
Light Series 24° Cone

Part No.	Thread Size	Hose ID (Inches)	Tube OD (mm)	Dimensions							
				A		B		H1		H2	
				in	mm	in	mm	in	mm	in	mm
12FSML-4SB	M12x1.5	1/4	6	2.62	66.6	1.14	29.0	.690	17.5	.563	14.3
14FSML-4SB	M14x1.5	1/4	8	2.64	67.1	1.16	29.5	.690	17.5	.563	14.3
16FSML-4SB	M16x1.5	1/4	10	2.69	68.3	1.21	30.7	.750	19.1	.563	14.3
16FSML-6SB	M16x1.5	3/8	10	2.82	71.6	1.36	34.5	.750	19.1	.690	17.5
18FSML-6SB	M18x1.5	3/8	12	2.70	68.6	1.24	31.5	.880	22.2	.690	17.5
22FSML-8SB	M22x1.5	1/2	15	3.00	76.2	1.35	34.3	1.06	26.9	.874	22.2
30FSML-12SB	M30x2.0	3/4	22	3.52	89.4	1.69	42.9	1.50	38.1	1.13	28.6
36FSML-16SB	M36x2.0	1	28	4.07	103.4	1.86	47.2	1.88	47.6	1.38	34.9



STYLE FSML45T-SB

Metric Female Swivel
Light Series 24° Cone
45° Bent Tube

Part No.	Thread Size	Hose ID (Inches)	Tube OD (mm)	Dimensions							
				A		B		C		H1	
				in	mm	in	mm	in	mm	in	mm
14FSML45T-4SB	M14x1.5	1/4	8	2.74	69.6	1.26	31.0	.960	24.4	.690	17.5
16FSML45T-4SB	M16x1.5	3/8	10	2.73	69.3	1.25	31.7	.960	24.4	.750	19.1
16FSML45T-6SB	M16x1.5	3/8	10	2.88	71.9	1.37	34.8	.960	24.4	.750	19.1
18FSML45T-6SB	M18x1.5	3/8	12	3.00	76.2	1.54	39.0	1.00	25.4	.874	22.2
22FSML45T-8SB	M22x1.5	1/2	15	3.19	81.0	1.54	39.0	1.18	30.0	1.06	26.9
30FSML45T-12SB	M30x2.0	3/4	22	4.24	107.7	2.41	61.2	1.41	35.8	1.50	38.1

Hydraulic Hose

A

Hydraulic Fittings

B

Support Products & Crimping Equipment

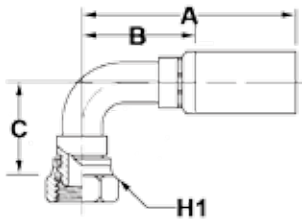
C

Technical Information & Guidelines

D

SERIES SB CRIMP FITTINGS

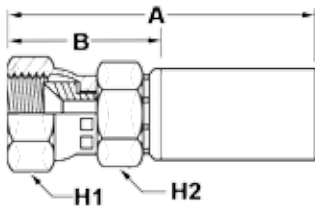
(FOR HOSE SERIES 3100, 3117, 3150, 3200, 3216, 3250, 4117, 4216, 4700,
4704NC, 4730LT, 4800, 4800NC, 4850, 4850NC, 5117, 5216)



STYLE FSML90T-SB

Metric Female Swivel
Light Series 24° Cone
90° Bent Tube

Part No.	Thread Size	Hose ID (Inches)	Tube OD (mm)	Dimensions							
				A		B		C		H1	
				in	mm	in	mm	in	mm	in	mm
14FSML90T-4SB	M14x1.5	1/4	8	2.70	68.6	1.22	31.0	1.48	37.6	.690	17.5
16FSML90T-4SB	M16x1.5	3/8	10	2.73	69.3	1.25	31.7	1.65	41.9	.750	19.1
16FSML90T-6SB	M16x1.5	3/8	10	2.66	67.6	1.20	30.5	1.65	41.9	.750	19.1
18FSML90T-6SB	M18x1.5	3/8	12	2.66	67.6	1.20	30.5	1.65	41.9	.874	22.2
22FSML90T-8SB	M22x1.5	1/2	15	2.93	74.4	1.28	32.5	1.93	49.0	1.06	26.9
30FSML90T-12SB	M30x2.0	3/4	22	4.04	102.6	2.21	56.2	2.70	68.6	1.50	38.1



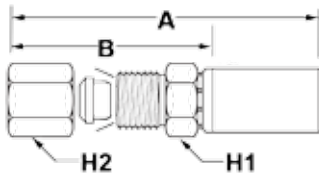
STYLE KMFS-SB

Komatsu Female Swivel
30° Flare Metric Thread

Part No.	Thread Size	Hose ID (Inches)	Dimensions							
			A		B		H1		H2	
			in	mm	in	mm	in	mm	in	mm
14KMFS-4SB	M14x1.5	1/4	2.77	70.4	1.29	32.8	.750	19.1	.563	14.3
18KMFS-6SB	M18x1.5	3/8	2.69	68.3	1.23	31.2	.874	22.2	.690	17.5
22KMFS-8SB	M22x1.5	1/2	3.27	83.1	1.62	41.0	1.00	25.4	.690	17.5
24KMFS-10SB	M24x1.5	5/8	3.30	83.8	1.54	39.1	1.25	31.8	1.00	25.4
30KMFS-12SB	M30x1.5	3/4	3.71	94.3	1.88	47.8	1.38	34.9	1.13	28.6
33KMFS-16SB	M33x1.5	1	4.29	109.0	2.08	52.8	1.63	41.3	1.38	34.9

SERIES SB CRIMP FITTINGS

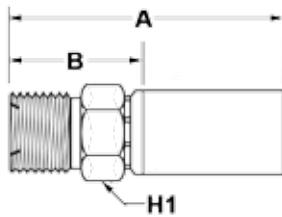
(FOR HOSE SERIES 3100, 3117, 3150, 3200, 3216, 3250, 4117, 4216, 4700, 4704NC, 4730LT, 4800, 4800NC, 4850, 4850NC, 5117, 5216)



STYLE LMN-SB

Tube
Compression

Part No.	Thread Size	Hose ID (Inches)	Hose OD (Inches)	Dimensions							
				A		B		H1		H2	
				in	mm	in	mm	in	mm	in	mm
4LMN-4SB	7/16-20	1/4	1/4	2.42	61.48	.940	23.8	.563	14.3	.563	14.3
5LMN-4SB	1/2-20	1/4	5/16	2.41	61.22	.930	23.6	.626	15.9	.626	15.9
5LMN-6SB	1/2-20	3/8	5/16	2.41	61.22	9.30	23.6	.690	17.5	.626	15.9
6LMN-6SB	9/16-18	3/8	3/8	2.46	62.50	1.00	25.4	.690	17.5	.690	17.5
8LMN-6SB	3/4-16	3/8	1/2	2.59	65.80	1.13	28.7	.750	19.1	.874	22.2
8LMN-8SB	3/4-16	1/2	1/2	2.78	70.60	1.13	28.7	.874	22.2	.874	22.2
10LMN-8SB	7/8-14	1/2	5/8	2.90	73.65	1.25	31.8	.940	23.8	1.00	25.4
12LMN-12SB	1-1/16-12	3/4	3/4	3.21	81.55	1.38	35.1	1.13	28.6	1.25	31.8
16LMN-16SB	1-5/16-12	1	1	3.96	100.65	1.75	44.5	1.38	34.9	1.50	38.1



STYLE MBSP-6SB

BSPP Male Solid
60° Seat

Part No.	Thread Size	Hose ID (Inches)	Dimensions					
			A		B		H1	
			in	mm	in	mm	in	mm
4MBSP-4SB	1/4-19	1/4	2.63	66.8	1.15	29.2	.690	17.5
6MBSP-6SB	3/8-19	3/8	2.68	68.1	1.22	31.0	.750	19.1
8MBSP-6SB	1/2-14	3/8	2.79	70.9	1.33	26.7	1.00	25.4
6MBSP-8SB	3/8-19	1/2	2.95	74.9	1.30	33.0	.874	22.2
8MBSP-8SB	1/2-14	1/2	3.07	78.0	1.42	36.1	1.00	25.4
12MBSP-12SB	3/4-14	3/4	3.32	84.3	1.49	37.9	1.13	28.6

Hydraulic Hose

A

Hydraulic Fittings

B

Support Products &
Crimping Equipment

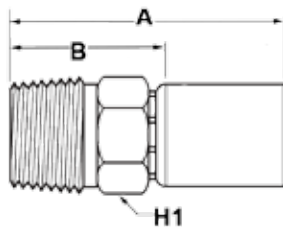
C

Technical Information &
Guidelines

D

SERIES SB CRIMP FITTINGS

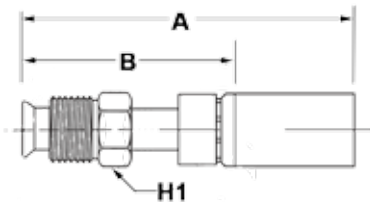
(FOR HOSE SERIES 3100, 3117, 3150, 3200, 3216, 3250, 4117, 4216, 4700,
4704NC, 4730LT, 4800, 4800NC, 4850, 4850NC, 5117, 5216)



STYLE MBSPT-SB

Male Solid BSPT
Tapered Threads

Part No.	Thread Size	Hose ID (Inches)	Dimensions					
			A		B		H1	
			in	mm	in	mm	in	mm
4MBSPT-4SB	1/4-19	1/4	2.63	66.8	1.15	29.2	.626	15.9
6MBSPT-6SB	3/8-19	3/8	2.68	68.1	1.22	31.0	.750	19.1
8MBSPT-8SB	1/2-14	1/2	3.07	78.0	1.42	36.1	.874	22.2
12MBSPT-12SB	3/4-14	3/4	3.32	84.3	1.49	37.9	1.13	28.6



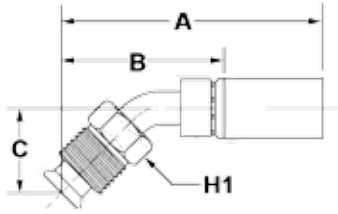
STYLE MIF-SB

MIF Male Swivel

Part No.	Thread Size	Hose ID (Inches)	Dimensions					
			A		B		H1	
			in	mm	in	mm	in	mm
3MIF-4SB	3/8-24	1/4	3.23	82.0	1.75	44.5	.375	9.5
4MIF-4SB	7/16-24	1/4	3.44	87.4	1.96	49.8	.440	11.1
5MIF-4SB	1/2-20	1/4	3.48	88.3	2.00	50.8	.500	12.7
4MIF-6SB	7/16-24	3/8	3.11	79.0	1.65	41.9	.440	11.1
5MIF-6SB	1/2-20	3/8	3.27	83.1	1.81	46.0	.500	12.7
6MIF-6SB	5/8-18	3/8	3.78	96.0	2.32	58.9	.626	15.9
8MIF-8SB	3/4-16	1/2	3.96	100.6	2.31	58.7	.740	19.0
10MIF-8SB	7/8-14	1/2	3.61	91.7	1.96	49.8	0.88	22.2

SERIES SB CRIMP FITTINGS

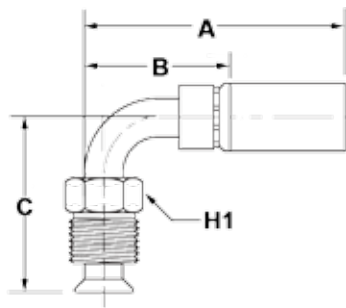
(FOR HOSE SERIES 3100, 3117, 3150, 3200, 3216, 3250, 4117, 4216, 4700, 4704NC, 4730LT, 4800, 4800NC, 4850, 4850NC, 5117, 5216)



STYLE MIF45T-SB

MIF Male Swivel
45° Bent Tube

Part No.	Thread Size	Hose ID (Inches)	Dimensions							
			A		B		C		H1	
			in	mm	in	mm	in	mm	in	mm
3MIF45T-4SB	3/8-24	1/4	3.17	80.5	1.69	42.9	.690	17.5	.375	9.5
4MIF45T-4SB	7/16-24	1/4	3.18	80.8	1.70	43.2	1.08	27.4	.440	11.1
5MIF45T-4SB	1/2-20	1/4	3.32	84.3	1.84	46.7	1.10	27.9	.500	12.7
4MIF45T-6SB	7/16-24	3/8	3.18	80.8	1.70	43.2	.930	23.6	.440	11.1
5MIF45T-6SB	1/2-20	3/8	3.30	83.8	1.84	46.7	1.10	27.9	.500	12.7
6MIF45T-6SB	5/8-18	3/8	3.94	100.1	2.48	63.0	1.03	26.1	.626	15.9
8MIF45T-8SB	3/4-16	1/2	4.53	115.1	2.88	73.2	1.13	28.7	.750	19.1
10MIF45T-8SB	7/8-14	1/2	4.08	103.6	2.43	61.7	.92	23.4	.880	22.2



STYLE MIF90T-SB

MIF Male Swivel
90° Bent Tube

Part No.	Thread Size	Hose ID (Inches)	Dimensions							
			A		B		C		H1	
			in	mm	in	mm	in	mm	in	mm
3MIF90-4SB	3/8-24	1/4	3.24	82.3	1.76	44.7	1.06	26.9	.375	9.5
4MIF90T-4SB	7/16-24	1/4	2.59	65.8	1.11	28.2	1.23	31.2	.440	11.1
5MIF90T-4SB	1/2-20	1/4	2.76	70.1	1.28	32.5	1.38	35.0	.500	12.7
4MIF90T-6SB	7/16-24	3/8	2.59	65.8	1.13	28.7	1.36	34.5	.440	11.1
5MIF90T-6SB	1/2-20	3/8	2.65	67.3	1.19	30.2	1.38	35.0	.500	12.7
6MIF90T-6SB	5/8-18	3/8	4.15	105.4	2.69	68.3	1.63	41.4	.626	15.9
8MIF90T-6SB	3/4-16	3/8	3.64	92.5	2.18	55.4	1.88	47.8	.750	19.1
8MIF90T-8SB	3/4-16	1/2	3.90	99.1	2.25	57.2	2.20	55.9	.750	19.1

Hydraulic Hose

A

Hydraulic Fittings

B

Support Products & Crimping Equipment

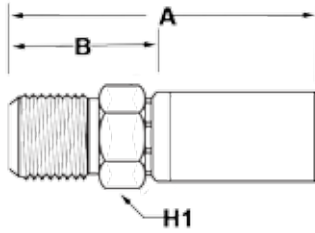
C

Technical Information & Guidelines

D

SERIES SB CRIMP FITTINGS

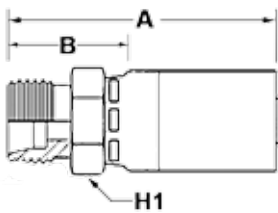
(FOR HOSE SERIES 3100, 3117, 3150, 3200, 3216, 3250, 4117, 4216, 4700,
4704NC, 4730LT, 4800, 4800NC, 4850, 4850NC, 5117, 5216)



STYLE MJ-SB

Rigid Male JIC
37° Flare

Part No.	Thread Size	Hose ID (Inches)	Dimensions					
			A		B		H1	
			in	mm	in	mm	in	mm
4MJ-4SB	7/16-20	1/4	2.48	63.0	1.00	25.4	.563	14.3
5MJ-4SB	1/2-20	1/4	2.48	63.0	1.00	25.4	.563	14.3
6MJ-4SB	9/16-18	1/4	2.52	63.9	1.04	26.3	.626	15.9
6MJ-6SB	9/16-18	3/8	2.52	63.9	1.04	26.3	.626	15.9
8MJ-6SB	3/4-16	3/8	2.71	68.9	1.25	31.8	.874	22.2
10MJ-6SB	7/8-14	3/8	2.77	70.3	1.31	33.3	.874	22.2
8MJ-8SB	3/4-16	1/2	2.84	72.1	1.19	30.2	.874	22.2
10MJ-8SB	7/8-14	1/2	3.00	76.3	1.35	34.3	.874	22.2
12MJ-8SB	1-1/16-12	1/2	3.09	78.5	1.44	36.6	1.13	28.6
10MJ-10SB	7/8-14	5/8	3.32	84.3	1.38	35.1	.940	23.8
12MJ-10SB	1-1/16-12	5/8	3.42	86.9	1.44	36.6	1.13	28.6
10MJ-12SB	7/8-14	3/4	3.64	92.5	1.44	36.6	1.13	28.6
12MJ-12SB	1-1/16-12	3/4	3.68	93.5	1.56	39.6	1.13	28.6
14MJ-12SB	1-3/16-12	3/4	3.81	96.8	1.63	41.4	1.38	34.9
16MJ-12SB	1-5/16-12	3/4	3.81	96.8	1.63	41.4	1.38	34.9
16MJ-16SB	1-5/16-12	1	4.20	106.7	2.00	50.8	1.38	34.9



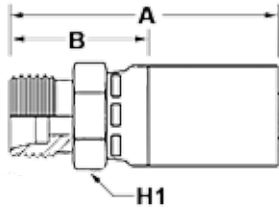
STYLE MMH-SB

Metric Male Rigid
Heavy Series 24° Cone

Part No.	Thread Size	Hose ID (Inches)	Tube OD (mm)	Dimensions					
				A		B		H1	
				in	mm	in	mm	in	mm
16MMH-4SB	M16x1.5	1/4	8	2.60	66.0	1.12	28.5	.690	17.5
18MMH-4SB	M18x1.5	1/4	10	2.60	66.0	1.12	28.5	.750	19.1
20MMH-6SB	M20x1.5	3/8	12	2.67	67.8	1.21	30.7	.810	20.7
22MMH-6SB	M22x1.5	3/8	14	2.69	68.3	1.23	31.2	.874	22.2
24MMH-8SB	M24x1.5	1/2	16	2.95	74.9	1.30	33.0	.874	22.2

SERIES SB CRIMP FITTINGS

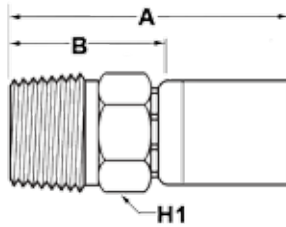
(FOR HOSE SERIES 3100, 3117, 3150, 3200, 3216, 3250, 4117, 4216, 4700, 4704NC, 4730LT, 4800, 4800NC, 4850, 4850NC, 5117, 5216)



STYLE MML-SB

Metric Male Rigid
Light Series 24° Cone

Part No.	Thread Size	Hose ID (Inches)	Tube OD (mm)	Dimensions					
				A		B		H1	
				in	mm	in	mm	in	mm
14MML-4SB	M14x1.5	1/4	8	2.37	60.2	.890	22.60	.563	14.3
16MML-6SB	M16x1.5	3/8	10	2.64	67.1	1.14	28.96	.750	19.1
18MML-6SB	M18x1.5	3/8	12	2.56	65.0	1.10	27.95	.750	19.1
22MML-8SB	M22x1.5	1/2	15	2.87	72.9	1.22	30.99	.880	22.2
30MML-12SB	M30x2.0	3/4	22	3.14	79.8	1.31	33.27	1.25	31.8



STYLE MP-SB

NPTF Male Rigid

Part No.	Thread Size	Hose ID (Inches)	Dimensions					
			A		B		H1	
			in	mm	in	mm	in	mm
2MP-4SB	1/8-27	1/4	2.31	58.6	.750	19.1	.563	14.3
4MP-4SB*	1/4-18	1/4	2.51	63.8	1.03	26.2	.626	15.9
6MP-4SB	3/8-18	1/4	2.57	65.3	1.09	27.7	.690	17.4
8MP-4SB	1/2-14	1/4	2.77	70.4	1.06	26.9	.874	22.2
4MP-6SB	1/4-18	3/8	2.55	64.8	1.09	27.6	.750	19.0
6MP-6SB*	3/8-18	3/8	2.54	64.5	1.08	27.3	.750	19.0
8MP-6SB	1/2-14	3/8	2.79	70.8	1.32	33.6	.874	22.2
6MP-8SB	3/8-18	1/2	2.80	71.0	1.14	29.0	.874	22.2
8MP-8SB*	1/2-14	1/2	2.99	76.0	1.34	34.0	.874	22.2
12MP-8SB	3/4-14	1/2	3.09	78.5	1.43	36.3	1.13	28.6
12MP-12SB*	3/4-14	3/4	3.56	90.3	1.43	36.3	1.13	28.6
16MP-12SB	1-11.5	3/4	3.58	90.8	1.74	44.1	1.38	35.0
16MP-16SB*	1-11.5	1	3.95	100.3	1.74	44.1	1.38	35.0

*Available in 316 stainless steel.

Hydraulic Hose

A

Hydraulic Fittings

B

Support Products & Crimping Equipment

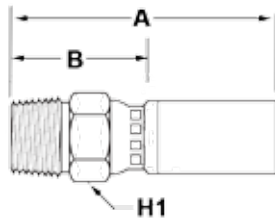
C

Technical Information & Guidelines

D

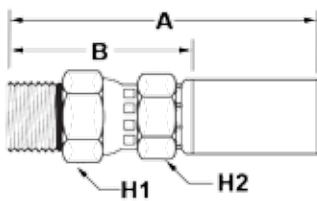
SERIES SB CRIMP FITTINGS

(FOR HOSE SERIES 3100, 3117, 3150, 3200, 3216, 3250, 4117, 4216, 4700,
4704NC, 4730LT, 4800, 4800NC, 4850, 4850NC, 5117, 5216)



STYLE MS-SB
NPTF Male Swivel

Part No.	Thread Size	Hose ID (Inches)	Dimensions					
			A		B		H1	
			in	mm	in	mm	in	mm
2MS-4SB	1/8-27	1/4	2.75	69.9	1.25	31.8	.563	14.3
4MS-4SB	1/4-18	1/4	3.19	81.0	1.88	47.8	.690	17.4
6MS-6SB	3/8-18	3/8	3.48	88.4	1.83	46.5	.874	22.2
8MS-8SB	1/2-14	1/2	3.60	91.4	2.19	55.6	1.00	25.4
12MS-12SB	3/4-14	3/4	5.94	150.9	2.56	64.9	1.38	35.0

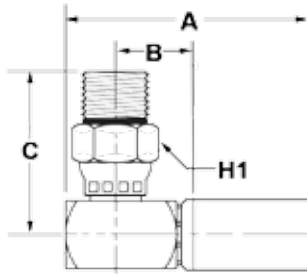


STYLE MSOR-SB
ORB Male Swivel

Part No.	Thread Size	Hose ID (Inches)	Dimensions							
			A		B		H1		H2	
			in	mm	in	mm	in	mm	in	mm
4MSOR-4SB	7/16-20	1/4	2.98	75.7	1.50	38.1	.626	15.9	.560	14.3
6MSOR-6SB	9/16-18	3/8	3.12	79.3	1.64	41.7	.750	19.1	.690	17.5
8MSOR-6SB	3/4-16	3/8	3.08	78.3	1.62	41.1	.874	22.2	.750	19.0
8MSOR-8SB	3/4-16	1/2	3.68	93.5	2.03	51.6	0.874	22.2	.810	20.7
10MSOR-8SB	7/8-14	1/2	3.50	88.9	1.85	47.0	1.00	25.4	.810	20.7
12MSOR-12SB	1-1/16-12	3/4	4.17	105.9	2.34	59.4	1.25	31.8	1.13	28.6
16MSOR-16SB	1-5/16-12	1	4.46	113.3	2.25	57.2	1.50	38.1	1.38	34.9

SERIES SB CRIMP FITTINGS

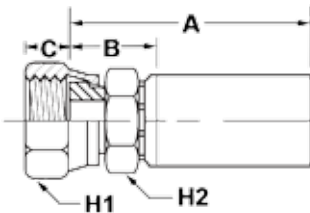
(FOR HOSE SERIES 3100, 3117, 3150, 3200, 3216, 3250, 4117, 4216, 4700, 4704NC, 4730LT, 4800, 4800NC, 4850, 4850NC, 5117, 5216)



STYLE MSOR90T-SB

ORB Male Swivel
90° Bend

Part No.	Thread Size	Hose ID (In)	Dimensions							
			A		B		C		H1	
			in	mm	in	mm	in	mm	in	mm
6MSOR90T-6SB	9/16-18	3/8	2.77	70.4	.740	18.8	1.54	39.1	.874	22.2
8MSOR90T-6SB	3/4-16	3/8	2.77	70.4	.740	18.8	1.61	40.9	.874	22.2
8MSOR90T-8SB	3/4-16	1/2	2.91	73.9	.874	22.4	1.68	42.7	.874	22.2
10MSOR90T-8SB	7/8-14	1/2	2.91	73.9	.874	22.4	1.74	44.2	1.00	25.4
12MSOR90T-12SB	1-1/16-12	3/4	3.63	92.2	1.00	25.4	2.36	59.9	1.25	31.8
16MSOR90T-16SB	1-5/16-12	1	3.84	97.5	1.13	28.6	2.75	69.9	1.50	38.1



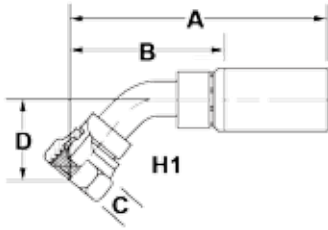
STYLE OFS-SB

O-Ring Face Seal
Female Swivel

Part No.	Thread Size	Hose ID (Inches)	Dimensions									
			A		B		C		H1		H2	
			in	mm	in	mm	in	mm	in	mm	in	mm
4OFS-4SB	9/16-18	1/4	2.37	60.3	.890	22.7	.340	8.5	.690	17.5	.626	15.9
6OFS-4SB	11/16-16	1/4	2.33	59.2	.850	21.6	.370	9.5	.810	20.6	.690	17.5
6OFS-6SB	11/16-16	3/8	2.31	58.7	.850	21.6	.370	9.5	.810	20.6	.690	17.5
8OFS-6SB	13/16-16	3/8	2.49	63.3	.970	24.6	.420	10.7	.940	23.9	.874	22.2
6OFS-8SB	11/16-16	1/2	2.50	63.5	0.850	21.6	.370	9.5	.810	20.6	.945	17.5
8OFS-8SB	13/16-16	1/2	2.69	68.3	1.04	26.3	.420	10.7	.940	23.9	1.26	22.2
10OFS-8SB	1-14	1/2	2.68	68.0	1.02	26.0	.520	13.1	1.13	28.6	.945	24.0
12OFS-8SB	1-3/16-12	1/2	2.87	72.9	1.22	31.1	.570	14.5	1.38	34.9	1.26	32.0
10OFS-10SB	1-14	5/8	2.78	70.6	1.02	26.0	.520	13.1	1.13	28.6	.945	24.0
12OFS-10SB	1-3/16-12	5/8	2.98	75.7	1.22	31.1	.570	14.5	1.38	34.9	1.26	32.0
10OFS-12SB	1-14	3/4	2.85	72.4	1.02	26.0	.520	13.1	1.13	28.6	.945	24.0
12OFS-12SB	1-3/16-12	3/4	3.06	77.8	1.22	31.1	.570	14.5	1.38	35.0	1.26	32.0
16OFS-12SB	1-7/16-12	3/4	3.18	80.7	1.35	34.4	.560	14.2	1.63	41.3	1.38	34.7
16OFS-16SB	1-7/16-12	1	3.57	90.6	1.35	34.4	.560	14.2	1.62	41.0	1.42	36.0

SERIES SB CRIMP FITTINGS

(FOR HOSE SERIES 3100, 3117, 3150, 3200, 3216, 3250, 4117, 4216, 4700,
4704NC, 4730LT, 4800, 4800NC, 4850, 4850NC, 5117, 5216)



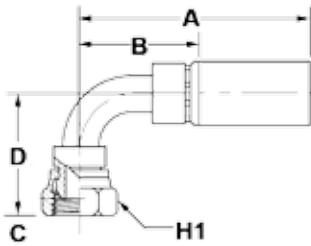
STYLE OF45T-SB

O-Ring Face Seal
Female Swivel
45° Bent Tube

Part No.	Thread Size	Hose ID (Inches)	Dimensions									
			A		B		C		D		H1	
			in	mm	in	mm	in	mm	in	mm	in	mm
4OF45T-4SB	9/16-18	1/4	2.70	68.6	1.22	31.0	.340	8.5	.470	11.8	.690	17.5
6OF45T-4SB	11/16-16	1/4	2.73	69.3	1.25	31.7	.370	9.5	.490	12.5	.810	20.6
6OF45T-6SB	11/16-16	3/8	2.83	72.0	1.37	34.8	.370	9.5	.450	11.3	.810	20.6
8OF45T-6SB	13/16-16	3/8	3.00	76.2	1.54	39.0	.420	10.7	.610	15.5	.940	23.9
6OF45T-8SB	11/16-16	1/2	3.02	76.7	1.37	34.8	.370	9.5	.430	10.9	.810	20.7
8OF45T-8SB	13/16-16	1/2	3.19	81.0	1.54	39.0	.420	10.7	.580	14.7	.940	23.9
10OF45T-8SB	1-14	1/2	3.86	98.0	2.21	56.1	.520	13.1	.630	16.0	1.13	28.6
10OF45T-10SB	1-14	5/8	4.00	101.6	2.24	56.9	.520	13.1	.630	16.0	1.38	34.9
12OF45T-10SB	1-3/16-12	5/8	4.17	105.9	2.41	61.2	.570	14.5	.860	21.9	1.38	35.0
12OF45T-12SB	1-3/16-12	3/4	3.97	100.9	2.41	61.2	.570	14.5	.860	21.9	1.37	35.0
16OF45T-12SB	1-7/16-12	3/4	4.54	115.3	2.95	76.0	.560	14.2	1.14	29.0	1.61	41.0
16OF45T-16SB	1-7/16-12	1	4.76	121.0	2.99	76.0	.560	14.2	1.14	29.0	1.61	41.0

SERIES SB CRIMP FITTINGS

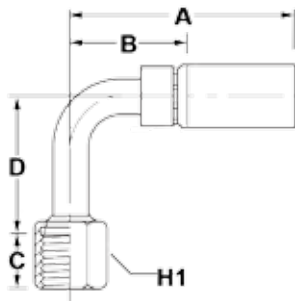
(FOR HOSE SERIES 3100, 3117, 3150, 3200, 3216, 3250, 4117, 4216, 4700, 4704NC, 4730LT, 4800, 4800NC, 4850, 4850NC, 5117, 5216)



STYLE OF90T-SB

O-Ring Face Seal
Female Swivel
90° Bent Tube

Part No.	Thread Size	Hose ID (Inches)	Dimensions									
			A		B		C		D		H1	
			in	mm	in	mm	in	mm	in	mm	in	mm
4OF90T-4SB	9/16-18	1/4	2.70	68.6	1.22	31.0	.340	8.5	.470	11.8	.690	17.5
6OF90T-4SB	11/16-16	1/4	2.73	69.3	1.25	31.7	.370	9.5	.490	12.5	.810	20.6
6OF90T-6SB	11/16-16	3/8	2.67	67.7	1.20	30.5	.370	9.5	.910	23.0	.810	20.6
8OF90T-6SB	13/16-16	3/8	2.67	67.7	1.20	30.5	.420	10.7	1.14	29.0	.940	23.9
6OF90T-8SB	11/16-16	1/2	2.85	72.4	1.20	30.5	.370	9.5	.900	22.9	.810	20.7
8OF90T-8SB	13/16-16	1/2	2.93	74.5	1.28	32.5	.420	10.7	1.14	29.0	.940	23.9
10OF90T-8SB	1-14	1/2	3.35	85.1	1.70	43.2	.430	10.8	1.27	32.3	1.13	28.6
10OF90T-10SB	1-14	5/8	3.46	87.9	1.70	43.2	.430	10.8	1.27	32.3	1.13	28.6
12OF90T-10SB	1-3/16-12	5/8	3.89	98.8	2.21	56.2	.570	14.5	1.93	49.0	1.38	34.9
12OF90T-12SB	1-3/16-12	3/4	4.05	102.9	2.21	56.2	.507	14.5	1.93	49.0	1.38	35.0
16OF90T-12SB	1-7/16-12	3/4	5.01	127.3	3.18	80.8	.560	14.2	0.56	57.0	1.61	41.0
16OF90T-16SB	1-7/16-12	1	5.39	137.0	3.18	80.8	.560	14.2	0.56	57.0	1.61	41.0



STYLE OF90TL-SB

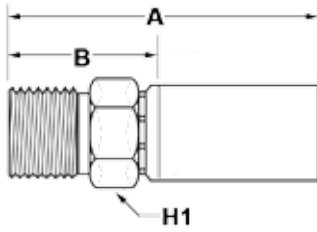
O-Ring Face Seal
Female Swivel
90° Bent Tube-Long Drop

Part No.	Thread Size	Hose ID (Inches)	Dimensions									
			A		B		C		D		H1	
			in	mm	in	mm	in	mm	in	mm	in	mm
4OF90T-4SB	9/16-18	1/4	2.70	68.6	1.22	31.0	.340	8.5	1.80	45.7	.690	17.5
6OF90T-4SB	11/16-16	1/4	2.73	69.3	1.25	31.7	.370	9.5	2.13	54.1	.810	20.7
6OF90T-6SB	11/16-16	3/8	2.66	67.6	1.20	30.5	.370	9.5	2.13	54.1	.810	20.7
8OF90T-6SB	13/16-16	3/8	2.66	67.6	1.20	30.5	.420	10.7	2.51	63.8	.940	23.8
8OF90T-8SB	13/16-16	1/2	2.93	74.4	1.28	32.5	.420	10.7	2.51	63.8	.940	23.8
10OF90T-8SB	1-14	1/2	3.35	85.1	1.70	43.1	.520	13.1	2.76	70.1	1.13	28.6
10OF90T-10SB	1-14	5/8	3.46	87.9	1.70	43.1	.520	13.1	2.76	70.1	1.13	28.6
12OF90T-12SB	1-3/16-12	3/4	4.04	102.6	2.21	56.2	.570	14.5	3.78	96.0	1.38	34.9
16OF90T-16SB	1-7/16-12	1	5.39	136.9	3.18	80.8	.560	14.2	4.50	114.3	1.63	41.3

A Hydraulic Hose
 B Hydraulic Fittings
 C Support Products & Crimping Equipment
 D Technical Information & Guidelines

SERIES SB CRIMP FITTINGS

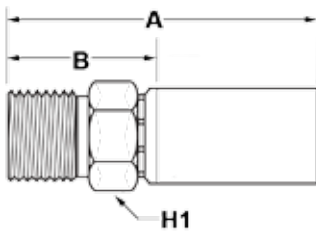
(FOR HOSE SERIES 3100, 3117, 3150, 3200, 3216, 3250, 4117, 4216, 4700, 4704NC, 4730LT, 4800, 4800NC, 4850, 4850NC, 5117, 5216)



STYLE OM-SB

O-Ring Face Seal
Male Rigid

Part No.	Thread Size	Hose ID (Inches)	Dimensions					
			A		B		H1	
			in	mm	in	mm	in	mm
40M-4SB	9/16-18	1/4	2.55	64.8	1.07	27.2	.626	15.9
60M-6SB	11/16-16	3/8	2.41	61.2	0.95	24.1	.750	19.1
80M-6SB	13/16-16	3/8	2.48	63.0	1.02	25.9	.874	22.2
80M-8SB	13/16-16	1/2	2.74	69.6	1.09	27.7	.874	22.2
100M-8SB	1-14	1/2	3.01	76.5	1.36	34.5	1.06	26.9
100M-10SB	1-14	5/8	3.13	79.5	1.37	34.8	1.06	26.9
120M-10SB	1-3/16-12	5/8	3.19	81.0	1.43	36.4	1.25	31.8
120M-12SB	1-3/16-12	3/4	3.26	82.8	1.43	36.2	1.25	31.8
160M-16SB	1-7/16-12	1	3.68	93.5	1.47	37.3	1.50	38.1



STYLE OR-SB

ORB Male Rigid

Part No.	Thread Size	Hose ID (Inches)	Dimensions					
			A		B		H1	
			in	mm	in	mm	in	mm
4OR-4SB	7/16-20	1/4	2.34	59.4	.860	21.8	.563	14.3
5OR-4SB	1/2-20	1/4	2.34	59.4	.860	21.8	.626	15.9
6OR-6SB	9/16-18	3/8	2.46	62.5	1.00	25.4	.690	17.5
8OR-6SB	3/4-16	3/8	2.50	63.5	1.04	26.4	.874	22.2
10OR-6SB	7/8-14	3/8	2.61	66.3	1.15	29.2	1.00	25.4
8OR-8SB	3/4-16	1/2	2.83	71.9	1.18	30.0	.874	22.2
10OR-8SB	7/8-14	1/2	2.90	73.7	1.25	31.8	1.00	25.4
12OR-8SB	1-1/16-12	1/2	2.99	76.0	1.34	34.0	1.25	31.8
10OR-10SB	7/8-14	5/8	3.02	76.7	1.26	32.0	1.00	25.4
12OR-10SB	1-1/16-12	5/8	3.12	79.3	1.36	34.5	1.25	31.8
12OR-12SB	1-1/16-12	3/4	3.19	81.0	1.36	34.5	1.25	31.8
16OR-16SB	1-5/16-12	1	3.69	93.7	1.48	37.6	1.50	38.1